



PSI Services LLC  
3210 E Tropicana  
Las Vegas, NV 89121  
<https://home.psiexams.com/#/home>  
[examschedule@psionline.com](mailto:examschedule@psionline.com)  
[\(855\) 898-0712](tel:(855)898-0712)

*Before paying for  
your examination registration,  
be sure you understand  
the contents of this bulletin.  
Please retain and use it as a reference  
when contacting PSI.*

## LICENSING INFORMATION BULLETIN

### IOWA REAL ESTATE COMMISSION

200 E Grand, Ste 350  
Des Moines, Iowa 50309  
(515) 725-9022  
<https://plb.iowa.gov/board/real-estate-sales-brokers>

Copyright © 2021 by PSI Services LLC

Effective 7/8/2021

## TABLE OF CONTENTS

<u>TOPIC</u> .....	<u>PAGE</u>	<u>TOPIC</u> .....	<u>PAGE</u>
Examinations by PSI Services LLC .....	1	Exam Accommodations .....	12
Licensing Qualifications .....	1	Registration Expiration .....	12
Nonresident Licenses .....	1	Scheduling an Appointment .....	12
Iowa Portion Examinations .....	1	Canceling an Appointment .....	12
Instructions for License Qualification .....	2	Scheduling a Re-Examination .....	12
Examination Study Materials .....	2	Missed Appointment or Late Cancellation .....	12
Types of Examinations Given .....	2	Emergency Examination Center Closing .....	12
Tips for Preparing for Your License Examination .....	3	Examination Center Locations .....	13
Description of Examinations & Examination		Reporting to the Examination Center .....	13
Experimental Questions .....	3	Required Information .....	13
Content Outlines .....	4	Security Procedures .....	14
National Portion .....	4	Taking the Examination by Computer .....	15
Iowa State Portion .....	6	Identification Screen .....	15
Sample Questions .....	6	Tutorial .....	15
Scheduling Procedures .....	7	Test Question Screen .....	15
On-line, via the Internet Scheduling .....	7	Examination Review .....	16
Telephone Registration .....	12	Score Reporting .....	16
		License Application Instructions .....	18

### PSI PHONE DIRECTORY

**FOR . . .**

Scheduling Appointment (24 hours)

PSI Customer Service (Mon - Fri, 6:30 a.m. - 7:00 p.m. Central Time)

Questions About Application for License

**CONTACT . . .**

<https://home.psiexams.com/#/home>

(855) 898-0712

Iowa Real Estate Commission

515-725-9022

[realestatecommission@iowa.gov](mailto:realestatecommission@iowa.gov)

### Fee Schedule

**Examination Fee:**

Salesperson Examination \$95

Broker Examination \$95

**NOTE: REGISTRATION FEES ARE NOT REFUNDABLE OR TRANSFERABLE.**

## IOWA EXAMINATION PROCEDURE CHECKLIST

Before registering for an examination, make sure that you have reviewed the following checklist.

### Prepare for your examination(s):

- Use the examination content outline provided in this bulletin as the basis of your study (see page 3).

### Schedule for your examination(s):

- Via the internet at <https://home.psiexams.com/#/home> or
- Call (855) 898-0712.

**Each examination registration expires after 90 days. You MUST take the examination within 90 days of registration.**

### Take your examination(s):

#### Bring one of the following original items to the Examination Center (required):

- Prelicense Education Completion Certificate (must be a paper copy); or
- If you have a waiver, the letter of authorization from the Commission; or
- If you plan to apply under 193E–5.3(543B) or on the basis of previous experience, a letter of authorization from the Commission.

***DO NOT REGISTER FOR THE EXAMINATION UNLESS YOU HAVE OBTAINED ONE OF THE ABOVE ORIGINAL ITEMS***

- Must bring two forms of identification which bear your signature. One of these must also have your photograph. Your name as shown on the application form must exactly match the name on the photo I.D. used when checking in at the examination site.
- Arrive 30 minutes prior to appointment.

### After your examination(s):

- Upon passing the examination, submit the required documents and fee to the Iowa Real Estate Commission.

Note: If you have questions regarding the license application, please contact the Commission at (515) 725-9022, or email: [realestatecommission@iowa.gov](mailto:realestatecommission@iowa.gov)

## EXAMINATIONS BY PSI SERVICES LLC

The Commission has contracted with PSI Services LLC (PSI) to conduct its examination program. PSI will provide computerized examinations through a network of testing centers. PSI works closely with the Real Estate Commission and its Examination Review Commission to be certain that examinations meet state requirements and test development standards. Our real estate examination program has been awarded certification by the Association of Real Estate License Law Officials (ARELLO). All questions and requests for information about examinations should be directed to:

PSI  
3210 E Tropicana  
Las Vegas, NV 89121  
(855) 898-0712  
<https://home.psiexams.com/#/home>  
[examschedule@psionline.com](mailto:examschedule@psionline.com)

Questions about applications for licensure should be directed to the:

IOWA REAL ESTATE COMMISSION  
200 E. Grand, Ste. 350  
Des Moines, IA 50309  
(515) 725-9022  
[realestatecommission@iowa.gov](mailto:realestatecommission@iowa.gov)  
<https://plb.iowa.gov/board/real-estate-sales-brokers>

## LICENSING QUALIFICATIONS

This bulletin provides you with information about the license examination and application process for becoming licensed as either a real estate salesperson or real estate broker in the state of Iowa. The Iowa Real Estate Commission is authorized by Chapter 543B, Code of Iowa, to qualify individuals who wish to operate as real estate salespersons or brokers as defined by Iowa statutes. To be licensed, you must pass an examination to confirm that you have attained at least a minimum level of knowledge regarding the statutes and regulations affecting the real estate profession. After passing this examination, you must apply to the Iowa Real Estate Commission to obtain a license. Once the Commission has verified that you have met all of the requirements for licensure (detailed below), the Commission will issue the appropriate license. In order to qualify for an Iowa real estate license, you must

1. Be a person 18 years of age or over. (You may actually sit for the exam before you are 18 but you must be 18 before you make application for a license, which must be within six months after you pass the exam.)

2. Be a person whose application has not been rejected for licensure in this or any other state within twelve months prior to the date of application, and whose real estate license has not been revoked in this or any other state within two years prior to date of application.

In addition:

**Applicants for the Salesperson Examination** must successfully complete the Commission-approved 60-hour pre-license course in real estate education during the 12 months prior to taking the salesperson examination. A list of schools is available from the Iowa Real Estate Commission. (Go to <https://plb.iowa.gov/board/real-estate-sales-brokers> and click on "Education Index".)

**Applicants for the Broker Examination** must successfully complete 60 hours of Commission-approved Broker pre-license education within 24 months prior to taking the broker examination. Further, a broker applicant must be a licensed real estate salesperson actively engaged in real estate for a period of at least 24 months preceding the date of application.

## NONRESIDENT LICENSES

A nonresident of Iowa may be licensed as a real estate broker or salesperson upon complying with the requirements, as provided in section 543B.15, Code of Iowa, and 193E-5.3. The applicant must also provide the Real Estate Commission with certification from the state of original licensure that the applicant is currently licensed in that state, that no charges against the applicant are currently pending, and that the applicant's record in that state justifies the issuance of a license in Iowa. The Commission may waive the requirement of an examination in the case of a nonresident broker who is licensed in a state whose laws have similar requirements and where similar recognition and courtesies (called reciprocity) are extended to real estate brokers and salespersons licensed in Iowa. Contact the Iowa Real Estate Commission for further details and procedures for nonresident licensure.

## IOWA PORTION EXAMINATIONS

Iowa Real Estate Commission Rules and Regulations 193E-5.3 (543B) stipulates that individuals who are licensed by examination as real estate salespersons or brokers in states which do not have a reciprocity agreement with Iowa must pass an Iowa state portion examination to be issued a comparable Iowa license. The state portion examination is limited to Iowa real estate laws and practices. In order to qualify to take this examination, you must contact the Commission to receive a letter of authorization. That letter must be shown at the examination center on the day of the examination. (There will be no exceptions).

## INSTRUCTIONS FOR LICENSE QUALIFICATION

To make the license qualification process go as smoothly as possible, be certain that you follow through on:

### 1. PREPARATION:

Prepare yourself for the examination by using the exam outline in this bulletin and the suggested study materials that cover the outline topics.

### 2. REGISTRATION:

Mail your exam registration at least two weeks before you want to take the exam. Be sure that the registration form is complete and accurate, and that you include the correct fees. If incorrect, the form and the fees will be returned to you unprocessed.

### 3. CANCELLATION:

Read and understand the exam registration expiration and cancellation provisions.

### 4. IDENTIFICATION:

Take the exam on the day you have scheduled. Be sure to bring proper identification.

### 5. APPLICATION:

After you have passed your examination, send your license application form, any other required information, and the correct fees to the Iowa Real Estate Commission **no later than the last business day of the sixth month following the qualifying examination date.** Filing deadlines are **ABSOLUTE**.

## EXAMINATION STUDY MATERIALS

The following is a list of possible study materials for the real estate examinations. The list is given to identify resources and does not constitute an endorsement by PSI or by the State Real Estate Commission. Use the latest edition available.

### NATIONAL PORTION OF THE EXAMINATION

- *Real Estate Fundamentals*, 9th Edition, 2015, Gaddy and Hart, Dearborn Real Estate Education, (800) 972-2220, www.dearborn.com
- *Modern Real Estate Practice*, 19th Edition, Galaty, Allaway, and Kyle, Dearborn Real Estate Education, (800) 972-2220, www.dearborn.com
- *Real Estate Law*, 9th Edition, 2016, Elliot Klayman, Dearborn Real Estate Education, (800) 972-2220, www.dearborn.com
- *The Language of Real Estate*, 7th Edition, 2013, John Reilly, Dearborn Real Estate Education, (800) 972-2220, www.dearborn.com
- *Real Estate Principles & Practices*, 9th Edition, 2014, Arlyne Geschwender, OnCourse Publishing, N19W24075 Riverwood Drive, Suite 200, Waukesha, WI 53188, 855-733-7239, www.oncoursepublishing.com ISBN 0324784554
- *Real Estate Principles*, 12th Edition, Charles Jacobus, OnCourse Publishing, N19W24075 Riverwood Drive, Suite 200, Waukesha, WI 53188, 855-733-7239, www.oncoursepublishing.com ISBN 1285420985

- *Real Estate Math*, 7th Edition, 2014, Linda L. Crawford, Dearborn Real Estate Education, (800)972-2220, www.dearborn.com
- *Property Management*, 10th edition, 2016, Kyle, Robert C., Baird, Floyd M. and Kyle, C. Donald, Chicago: Dearborn Real Estate Education
- *Principles of Real Estate Practice*, 6th edition, 2019, Mettling, Stephen and Cusic, David, Performance Programs Company, www.performanceprogramscompnay.com

### STATE PORTION FOR IOWA LAWS, RULES, AND REGULATIONS

- Iowa Code Chapter 543B
- Iowa Administrative Code Chapter 193E (Rules of the Iowa Real Estate Commission)
- Iowa Fair Housing Guide

## TYPES OF EXAMINATIONS GIVEN

The following are the examinations offered by PSI Services LLC:

- Salesperson Examination
- Broker Examination
- Iowa Portion Only/Salesperson Examination
- Iowa Portion Only/ Broker Examination

**Note:** Prior written authorization to take the Iowa portion only examinations **MUST** be received from the Iowa Real Estate Commission and will be required at the examination center.

Now you can take the practice exam online at <https://home.psiexams.com/#/home> to prepare for your Iowa Real Estate Examination.

Please note that practice exams are intended only to help testing candidates become familiar with the general types of questions that will appear on a licensing examination. They ARE NOT a substitute for proper education and study. Furthermore, scoring well on the practice exam does not guarantee a positive outcome on an actual licensing examination.

Note: You may take the practice exams an unlimited number of times. However, you will need to pay each time.

## TIPS FOR PREPARING FOR YOUR LICENSE EXAMINATION

The following suggestions will help you prepare for your license examination. Planned individual preparation in addition to the required classroom hours increases your likelihood of passing.

- Start with a current copy of the Licensing Information Bulletin.
- Use the exam content outline as the basis of your study. The outline itself is a study tool because it can familiarize you with the real estate terms.
- Learn the major points associated with each outline topic. Major points include definition, use, and eligibility.
- Select study materials and courses that cover all the topics in the content outline.
- Take notes on what you study. Putting information in writing helps you commit it to memory—and it is also an excellent business practice. Underline or highlight key ideas that will help with a later review.
- Read the study materials, making sure you understand each item before going on to another. Underline or highlight key ideas that will help with a later review.
- Check each topic off the outline when you feel you have an adequate understanding. Plan to take your examination when all topics have been checked.
- Discuss new terms or concepts as frequently as you can with colleagues. This will test your understanding and reinforce ideas.
- Your studies will be most effective if you study frequently, for periods of about 45 to 60 minutes. Concentration tends to wander when you study for longer periods of time.

## DESCRIPTION OF EXAMINATIONS & EXAMINATION CONTENT OUTLINES

The Examination Content Outlines have been approved by the Iowa Real Estate Commission. These outlines reflect the minimum knowledge required by the real estate professionals to perform their duties to the public in a competent and responsible manner. Changes in the examination content will be preceded by changes in these published examination content outlines.

Use the outlines as the basis of your study. The outlines list all of the topics that are on the examination and the weightings for each topic. Do not schedule your examination until you are familiar with all topics in the outlines.

For national broker exams, scenario-based test questions are included to contain more than four options and ONLY ONE BEST option shall be selected to answer the question. Some options are appropriate but not the BEST ANSWER. Please select the option that best answers the question in the exam. A BEST ANSWER reflects the optimal solution or most complete resolution to the scenario presented in the question. These items are associated with scenarios presented in the form of text, graphs, or tables representing a situation in which candidates must identify the best course of action by selecting only one option. Each option is weighted as zero-point, one-point, or two-points based on the completeness and accuracy of the solution. Sample questions are provided.

The Examination Summary Table below shows the number of questions and the time allowed for each exam portion.

**EXAMINATION SUMMARY TABLE**

Examination	Portion	# of Questions (Points)	Passing Score	Time Allowed
Salesperson	National	80 (80 points)	56	120 minutes
	State	40 (40 points)	28	60 minutes
	Both	120 (120 points)	84	180 minutes
Broker *	National	75 (80 points)	60	120 minutes
	State	40 (40 points)	30	60 minutes
	Both	115 (120 points)	90	180 minutes

Note: National broker exams include questions that are scored up to two points.

### **EXPERIMENTAL QUESTIONS**

In addition to the number of examination items specified in the "Examination Content Outlines", a small number (5 to 10) of "experimental" questions may be administered to candidates during the examinations. These questions will not be scored. However, these questions will count against examination time. The administration of such unscored, experimental questions is an essential step in developing future licensing examinations.

## National Portion

### (REAL ESTATE PRINCIPLES AND PRACTICES) CONTENT OUTLINE

- I. **Property ownership (Salesperson 8%; Broker 10%)**
  - A. Real versus personal property; conveyances
  - B. Land characteristics and legal descriptions
    - 1. Types of legal descriptions; Metes and bounds, Lot and block, government survey
    - 2. Measuring structures
    - 3. Livable, rentable, and usable area
    - 4. Land Measurement
    - 5. Mineral, air, and water rights
  - C. Encumbrances and effects on property ownership
    - 1. Liens
    - 2. Easements and licenses
    - 3. Encroachments
    - 4. Other potential encumbrances of title
  - D. Types of ownership
    - 1. Tenants in common
    - 2. Joint tenancy
    - 3. Common- interest ownership  
Timeshares
    - 4. Condominiums  
Co-ops
    - 5. Ownership in severalty/sole ownership  
Life Estate ownership
    - 6. Property ownership held in trust  
**(BROKER ONLY)**
- II. **Land use controls and regulations (Salesperson 5%; Broker 5%)**
  - A. Government rights in land
    - 1. Property taxes and special assessments
    - 2. Eminent domain, condemnation, escheat
  - B. Government controls
    - 1. Zoning and master plans
    - 2. Building codes
    - 3. Regulation of special land types
      - a) Flood zones
      - b) Wet lands
    - 4. Regulation of environmental hazards
      - a) Types of hazards
      - b) Abatement and mitigation
      - c) Restrictions on contaminated property
  - C. Private controls
    - 1. Deed conditions or restrictions
    - 2. Covenants, conditions, and restrictions (CC&Rs)
    - 3. Homeowners association regulations
- III. **Valuation and market analysis (Salesperson 7%; Broker 7%)**
  - A. Appraisals
    - 1. Purpose and use of appraisals for valuation
    - 2. General steps in appraisal process
    - 3. Situations requiring appraisal by certified appraiser
- B. Estimating Value
  - 1. Effect of economic principles and property characteristics
  - 2. Sales or market comparison approach
  - 3. Cost approach
  - 4. Income analysis approach
- C. Competitive/Comparative Market Analysis
  - 1. Selecting comparables
  - 2. Adjusting comparables
- IV. **Financing (Salesperson 10%; Broker 8%)**
  - A. Basic concepts and terminology
    - 1. Points
    - 2. LTV
    - 3. PMI
    - 4. Interest
    - 5. PITI
    - 6. Financing instruments (mortgage, promissory note, etc.)
  - B. Types of loans
    - 1. Conventional loans
    - 2. FHA Insured loans
    - 3. VA guaranteed loans
    - 4. USDA/rural loan programs
    - 5. Amortized loans
    - 6. Adjustable-rate mortgage loans
    - 7. Bridge loans
    - 8. Owner financing (installment and land contract/contract for deed)
  - C. Financing and lending
    - 1. Lending process application through closing
    - 2. Financing and credit laws and rules
      - a) Truth in lending
      - b) RESPA
      - c) Equal Credit Opportunity
      - d) CFPB/TRID rules on financing and risky loan features
    - 3. Underwriting
      - a) Debt ratios
      - b) Credit scoring
      - c) Credit history
- V. **General principles of agency (Salesperson 13%; Broker 11%)**
  - A. Agency and non-agency relationships
    - 1. Types of agents and agencies
    - 2. Other brokerage relationships (non-agents)
      - a) Transactional
      - b) Facilitators
  - B. Agent's duties to clients
    - 1. Fiduciary responsibilities
    - 2. Traditional agency duties (COALD)
    - 3. Powers of attorney and other delegation of authority
  - C. Creation of agency and non-agency agreements; disclosure of conflict of interest
    - 1. Agency and agency agreements
      - a) Key elements of different types of listing contracts
      - b) Key elements of buyer brokerage/tenant representation contracts
    - 2. Disclosure when acting as principal or other conflict of interest

- D. Responsibilities of agent to customers and third parties, including disclosure, honesty, integrity, accounting for money
  - E. Termination of agency
    - 1. Expiration
    - 2. Completion/performance
    - 3. Termination by force of law
    - 4. Destruction of property/death of principal
    - 5. Mutual agreement
- VI. Property disclosures (Salesperson 6%; Broker 7%)**
- A. Property condition
    - 1. Property condition that may warrant inspections and surveys
    - 2. Proposed uses or changes in uses that should trigger inquiry about public or private land use controls
  - B. Environmental issues requiring disclosure
  - C. Government disclosure requirements (LEAD)
  - D. Material facts and defect disclosure
- VII. Contracts (Salesperson 17%; Broker 18%)**
- A. General knowledge of contract law
    - 1. Requirements for validity
    - 2. Factors affecting enforceability of contracts
    - 3. Void, voidable, unenforceable contracts
    - 4. Rights and obligations of parties to a contract
    - 5. Executory and executed contracts
    - 6. Notice, delivery and acceptance of contracts
    - 7. Breach of contract and remedies for breach
    - 8. Termination, rescission and cancellation of contracts
    - 9. Electronic signature and paperless transactions
    - 10. Bilateral vs. unilateral contracts (option agreements)
  - B. Contract Clauses, including amendments and addenda
  - C. Offers/purchase agreements
    - 1. General requirements
    - 2. When offer becomes binding
    - 3. Contingencies
    - 4. Time is of the essence
  - D. Counteroffers/multiple offers
    - 1. Counteroffers
    - 2. Multiple offers
- VIII. Leasing and Property Management (Salesperson 3%; Broker 5%)**
- A. Basic concepts/duties of property management
  - B. Lease Agreements
    - 1. Types of leases, e.g., percentage, gross, net, ground
    - 2. Key elements and provisions of lease agreements
  - C. Landlord and tenant rights and obligations
  - D. Property manager's fiduciary responsibilities
  - E. ADA and Fair Housing compliance in property management
- F. Setting rents and lease rates (*BROKER ONLY*)
- IX. Transfer of Title (Salesperson 8%; Broker 7%)**
- A. Title Insurance
    - 1. What is insured against
    - 2. Title searches, title abstracts, chain of title
    - 3. Marketable vs insurable title
    - 4. Potential title problems and resolution
    - 5. Cloud on title, suit to quiet title (*BROKER ONLY*)
  - B. Deeds
    - 1. Purpose of deed, when title passes
    - 2. Types of deeds and when used
    - 3. Essential elements of deeds
    - 4. Importance of recording
  - C. Escrow or closing; tax aspects of transferring title to real property
    - 1. Responsibilities of escrow agent
    - 2. Prorated items
    - 3. Closing statements/TRID disclosures
    - 4. Estimating closing costs
    - 5. Property and income taxes
  - D. Special processes
    - 1. Foreclosure
    - 2. Short sale
  - E. Warranties
    - 1. Purpose of home or construction warranty programs
    - 2. Scope of home or construction warranty programs
- X. Practice of real estate (Salesperson 13%; Broker 14%)**
- A. Trust/escrow accounts
    - 1. Purpose and definition of trust accounts, including monies held in trust accounts
    - 2. Responsibility for trust monies, including commingling/conversion
  - B. Federal fair housing laws and the ADA
    - 1. Protected classes
    - 2. Prohibited conduct (red-lining, blockbusting, steering)
    - 3. Americans with Disabilities (ADA)
    - 4. Exemptions
  - C. Advertising and technology
    - 1. Advertising practices
      - a) Truth in advertising
      - b) Fair housing issues in advertising
    - 2. Use of technology
      - a) Requirements for confidential information
      - b) Do-Not-Call List
  - D. Licensee and responsibilities
    - 1. Employee
    - 2. Independent Contractor
    - 3. Due diligence for real estate transactions
    - 4. Supervisory responsibilities (*BROKER ONLY*)
      - a) Licensees
      - b) Unlicensed personnel
  - E. Antitrust laws
    - 1. Antitrust laws and purpose
    - 2. Antitrust violations in real estate



- XI. Real estate calculations (Salesperson 10%; Broker 8%)**
- A. Basic math concepts
    1. Loan-to-value ratios
    2. Discount points
    3. Equity
    4. Down payment/amount to be financed
  - B. Calculations for transactions
    1. Property tax calculations
    2. Prorations
    3. Commission and commission splits
    4. Seller's proceeds of sale
    5. Buyer funds needed at closing
    6. Transfer fee/conveyance tax/revenue stamps
    7. PITI (Principal, Interest, Taxes and Insurance) payments
  - C. Calculations for valuation, rate of return **(BROKER ONLY)**
    1. Net operating income
    2. Depreciation
    3. Capitalization rate
    4. Gross Rent and gross income multipliers

### State Portion

**State Real Estate Laws and Commission Rules** includes a knowledge of state legislation as outlined in The Code of Iowa (Chapter 543B) and Iowa Administrative Code (193E) dealing with real estate licensing. Also included is a knowledge of legislation and rules governing transfer taxes, property taxes, and fair housing.

Topic Area	Salesperson Items	Broker Items
Licensing Requirements	2	2
License Maintenance	3	4
Disciplinary Actions - Suspension, Revocation and Voluntary Compliance	4	4
Real Estate Education	3	2
Trust Accounts	3	4
Contracts	7	5
Agency	6	4
Prop Disclosure Requirements	5	3
Iowa Civil Rights Act of 1965	1	1
Unlicensed Assistants	2	2
Broker Responsibilities	2	6
Property Management	2	3

### SAMPLE QUESTIONS

The following questions are offered as examples of the types of questions you will be asked during the course of the National Real Estate Broker and Salesperson examinations. They are intended primarily to familiarize you with the style and format of questions you can expect to find in the examinations. The examples do NOT represent the full range of content or difficulty levels found in the actual examinations.

### SAMPLE QUESTIONS

- A. Which of the following interests in property is held by a person who is granted a lifetime use of a property that will be transferred to a third party upon the death of the lifetime user?
  1. A life estate.
  2. A remainder estate.
  3. An estate for years.
  4. A reversionary estate.
- B. Which of the following statements BEST identifies the meaning of the term, "rescission of a contract"?
  1. A ratification of a contract by all parties.
  2. A return of all parties to their condition before the contract was executed.
  3. A transfer or assignment of a particular responsibility from one of the parties to another.
  4. A review of the contract by the legal counsel of either party that may result in a cancellation without penalty or further obligation.
- C. Which of the following clauses in a mortgage allows the lender to demand loan repayment if a borrower sells the property?
  1. Defeasance
  2. Prepayment
  3. Acceleration
  4. Alienation
- D. How much cash MUST a buyer furnish in addition to a \$2,500 deposit if the lending institution grants a 90% loan on an \$80,000 property?
  1. \$5,500.
  2. \$6,975.
  3. \$7,450.
  4. None of the above.
- E. Which of the following single-family residences would get the MOST accurate appraisal by applying the reproduction cost approach to value?
  1. A rental property.
  2. A vacant property.
  3. A new property.
  4. An historic property.

#### Answers to Sample Broker Questions:

A: 1; B: 2; C: 4; D: 1; E: 4

### SAMPLE BROKER QUESTIONS (SCENARIO-BASED)

#### PSI National Real Estate Broker Examination Instruction

#### IMPORTANT

Test questions appear on the screen **ONE AT A TIME**. A question may have an associated graphic displayed on the screen, or it may direct the candidate to reference material, such as a chart or diagram.

Each question may contain up to **EIGHT** options and **ONLY ONE BEST** option shall be selected to answer the question. Some options are appropriate but **NOT** the **BEST ANSWER**. Please select the option that best answers the question in the exam.



A **BEST ANSWER** reflects the optimal solution or most complete resolution to the scenario presented in the question.

**Scenario:**

You are hosting an open house. Mr. and Mrs. Charles Martin come into the house. You greet them and show them the house. The Martins tell you the house is exactly what they are looking for and they are very interested in purchasing it. You then give them information showing the various types of financing available with down payment options and projected payments.

Mr. Martin tells you they have been working with Mary Hempstead of XX Realty, a competing real estate company. Before leaving, you thank them for coming and give them your business card.

- A. The first thing on Monday morning, Mrs. Martin calls and indicates they have tried to reach Mary and cannot. They indicate they have a written buyer's agent agreement with Mary's broker. They are afraid someone else is going to buy the house. Which of the following should you do? Select the best answer.
1. Seek advice from your supervising broker.
  2. Tell them to come to your office.
  3. Ask them to bring the buyer's agency agreement to you for your interpretation.

4. Tell them to be patient and continue trying to reach Mary.
  5. Tell them to call Mary's supervising broker or branch manager.
  6. Tell them you are really sorry, but there is nothing you can do.
- B. The Martins come to your office and explain that neither Mary nor her supervising broker are available. They insist you immediately write an offer for the house. How should you proceed? Select the best answer.
1. Write the offer after entering into a buyer's broker agreement with them.
  2. Write the offer after explaining they may owe Mary's broker a commission.
  3. Write the offer after trying to contact Mary's broker yourself.
  4. Refuse to write an offer and explain that doing so would be unethical.
  5. Refuse to write and offer since it would be illegal.
  6. Refuse to write the offer and tell the Martins to contact another Broker in Mary's office.

**Answers (Points) to Sample Principal Broker Questions:**

- A. 1 (2 points), 2 (1 point), 3 (0 point)  
4 (0 point), 5 (1 point) , 6 (0 point)
- B. 1 (1 point), 2 (2 points), 3 (1 point)  
4 (0 point), 5 (0 point) , 6 (0 point)

## EXAMINATION SCHEDULING PROCEDURES

Examination Fee      \$95.00

NOTE: EXAMINATION FEES ARE NOT REFUNDABLE OR TRANSFERABLE.

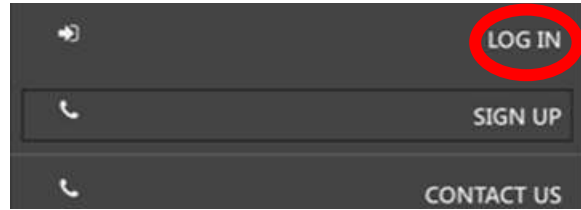
**ONLINE SCHEDULING** (<https://home.psiexams.com/#/home>)

For the **fastest and most convenient** examination scheduling process, register for your examinations online by accessing PSI's registration Website: [Click Here](#)

1. Select "SIGN UP" to create an account.



2. On a mobile phone, you need to select the icon on the top left corner. Then select “SIGN UP” to create an account.



3. You will be prompted to create an account with PSI.

**Personal Details**

First Name \*  Last Name \*

Middle Name  Generation

Email \*

**Password Setup**

Create Password \*

Retype Password \*

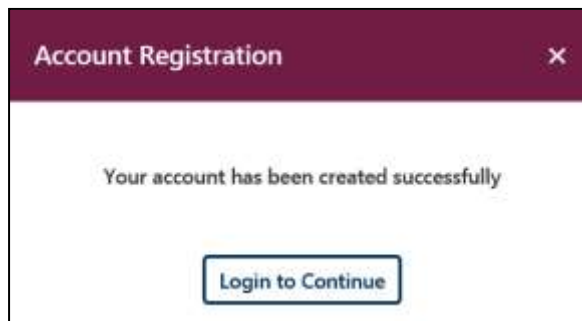
**Password Rules**

- Must be between 8 and 16 characters
- Must contain at least one uppercase letter
- Must contain at least one lowercase letter
- Must contain at least one number
- Must contain at least one special character (e.g., !, @, #, \$, %, ^, &, \*)
- Password cannot be the same as your email address

**IMPORTANT**

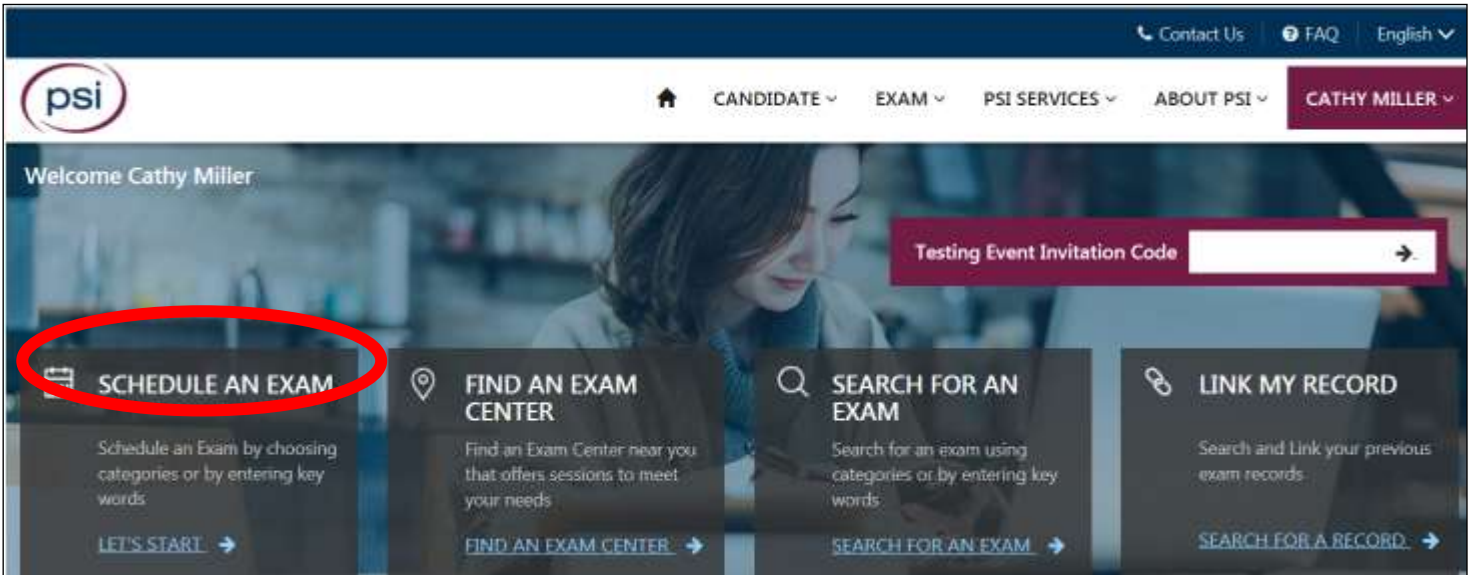
You must enter your First and Last name exactly as it is displayed on your government issued ID.

4. After you submit the form, you will get a message that your account was created successfully. Click on “Login to Continue”.



Note: The username is the email address you entered when creating the account.

5. You are now ready to schedule.



6. Select the Organization and the Test.

IA Real Estate

Classification
IA Broker
IA Salesperson

7. You will enter your personal information



Following Information is required for your examination record

★SSN

XXXXX3333

★First Name

David

★Last Name

8. You will now enter

- 1. WEST DES MOINES  
1001 OFFICE PARK RD SUITE 315 W. DES MOINES IA 50265

---

- 2. CEDAR RAPIDS  
4935 BOWLING STREET, SW STE C CEDAR RAPIDS IA 52404

payment.

**Payment**

**Credit Card**  
 \*\* Please provide credit card holder name  
 Please enter a valid Visa, MasterCard, American Express card number, Diner's Club card is currently not accepted.

Credit Card Number \*

Expiration Date \*      CW \*

Card Holder Name \*

Billing Street Address \*

Total Amount Due      USD 45.00

9. You will now select if you want to test at a PSI test site or Remotely proctored online from a computer at a remote location.

Please select a delivery mode for scheduling

Delivery mode

Test Center ?

Remote Online Proctored Exam ?

Cancel      Continue

[Click here for a demo of testing from your own personal laptop or computer.](#)

**DELIVERY MODE TEST CENTER**

Enter the "City or Postal Code" and select "Preferred Month" to take the Exam. Then select "Search Exam Center".

Find Test Location

[I have a Test Center Code](#)

Country / Location:  
United States of America

Enter City / Postal Code  
Des Moines, IA, USA

Preferred Month  
July 2021

Search Exam Center

Click on the preferred test site.



Then click on the date and time to make an appointment to take the Exam.

1. WEST DES MOINES  
1001 OFFICE PARK RD SUITE 315 W, DES MOINES IA 50265 6.25 miles 07 July 2021

July 2021

Su	Mo	Tu	We	Th	Fr	Sa
			7	1	2	3
4	5	6	7	8	9	10
11	12	13	14	15	16	17
18	19	20	21	22	23	24
25	26	27	28	29	30	31

Available Start Time(s) for Jul 7, 2021

01:00 PM

Available Dates Selected Date

You are now scheduled and will receive an

email confirmation.

## DELIVERY MODE REMOTE ONLINE PROCTORED EXAM

Select Country and Time zone.

Proctored Exam

Country: United States of America

Timezone: America/Detroit

Select the date and time you will be taking the exam. **DO NOT HIT CONTINUE. YOU MUST FIRST CHECK THE COMPATIBILITY OF YOUR COMPUTER** to include Audio/Video Check, Webcam Check and System Check. You must use Google Chrome Browser. Please note that if your computer performs any system update (i.e. software, server, firewall, webcam, etc.) from the time you schedule your exam to when you attempt to launch your exam, you may experience issues with your compatibility. It is best to conduct another compatibility check on the machine that you will be taking your exam at least 24 hours prior to your scheduled exam. You may also check your compatibility before or after registering for your exam by [clicking here](#).

June 2021

Su	Mo	Tu	We	Th	Fr	Sa
		1	2	3	4	5
6	7	8	9	10	11	12
13	14	15	16	17	18	19
20	21	22	23	24	25	26
27	28	29	30			

Available Start Time(s) for Jun, 08 2021

Early Morning (from Midnight to 5:45 AM)

Evening (from 6 PM to 11:45 PM)

Available Dates Selected Date

If you have any questions regarding your compatibility

check, or if you experience issues launching your exam, you may contact our remote proctoring technical support team at (844) 267-1017. You may also initiate a chat after you close the Secure Browser Software by [clicking here](#).



## **TELEPHONE REGISTRATION**

PSI registrars are available at (855) 898-0712 to receive payment and to schedule your appointment for the examination. Please call Monday through Friday between 6:30 am and 9:00 pm, and Saturday-Sunday between 8:00 am and 4:30 pm, Central Time.

To register by phone, you will need a valid credit card (VISA, MasterCard, American Express or Discover.)

## **EXAM ACCOMMODATIONS**

All examination centers are equipped to provide access in accordance with the Americans with Disabilities Act (ADA) of 1990, and exam accommodations will be made in meeting a

candidate's needs. Applicants with disabilities or those who would otherwise have difficulty taking the examination must fill out the form at the end of this Candidate Information Bulletin and fax to PSI (702) 932-2666. This form also includes out-of-state testing requests.

## **REGISTRATION EXPIRATION**

After registering for an examination, you must take that exam within 90 days or forfeit the registration fee. Your Registration Confirmation Notice will contain your expiration date. If you fail to take an exam during the 90 days, you will need to re-apply and pay another registration fee. **NOTE: You must TAKE the exam within 90 days and not just schedule for one. If you have not scheduled an exam by the 80<sup>th</sup> day, you will run the risk of not being able to take the exam by the 90<sup>th</sup> day due to weekends, holidays, or non-testing days. The 90-day period is intended to accommodate emergencies that may arise soon after registering for an exam. It is advisable that you schedule your appointment soon after receiving your confirmation notice.**

## **SCHEDULING AN APPOINTMENT**

You are responsible for making an appointment to take the examination. PSI will make every effort to schedule the examination center location and time that is most convenient for you.

## **CANCELING AN APPOINTMENT**

You may cancel and reschedule an appointment with no penalty, if your **cancellation notice is received 2 days before the scheduled examination date.** (For example, for a Monday appointment, the cancellation notice would need to be received on the previous Saturday.)

**Note: A voice mail message is not an acceptable form of cancellation. Please use the PSI website or call PSI and speak to a Customer Service Representative.**

## **SCHEDULING A RE-EXAMINATION**

It is not possible to make a new examination appointment on the same day you have taken an examination; this is due to processing and reporting scores. A candidate who tests unsuccessfully on a Wednesday can call the next day, Thursday, and retest as soon as Friday, depending upon space availability. You may access a registration form at <https://home.psiexams.com/#/home>. You may also call PSI at (855) 898-0712.

## **MISSED APPOINTMENT OR LATE CANCELLATION**

Your registration will be invalid, and you will not be able to take the examination if you:

- cancel your appointment with less than 2 days' notice: or
- do not appear for appointment; or
- arrive too late to begin your examination without disrupting the center's schedule (usually more than 15 minutes late); or
- do not present proper identification and pre-license education documents when you arrive for the examination (see "Required Identification"); or
- do not schedule and take your examination prior to the last business day of the 90-day registration expiration period.

## **EMERGENCY EXAMINATION CENTER CLOSING**

In the event that severe weather or another emergency forces the closure of an examination center on a scheduled examination date, your examination will be rescheduled. You will be contacted in this situation; however, you may check the status of your examination schedule by calling (855) 898-0712. Every effort will be made to reschedule your examination at a convenient time as soon as possible. You may also check our website at <https://home.psiexams.com/#/home>.

## EXAMINATION CENTER LOCATIONS

The three Iowa examination center locations are located in Council Bluffs, West Des Moines, and Cedar Rapids. Driving instructions are provided below, but it is advisable that you refer to a map when trying to get to your examination center.

### Council Bluffs

1705 McPherson, Suite 300  
Council Bluffs, IA 51503

*From I-80 take Exit #5, MADISON AVE. Go North toward Hy-Vee. Turn right at light on Bennett Ave. Go approx. 1 mile to T-intersection at McPherson. Driveway is on right just before the intersection.*

### West Des Moines

1001 Office Park Road, Suite 315  
West Des Moines, IA 50265

*From I-235, exit 8th St/73rd Street and proceed south. Turn right on Office Park Road. Turn right into the driveway.*

### Cedar Rapids/Iowa City Area

Erbs Business Center  
4935 Bowling Street SW, Suite C  
Cedar Rapids, IA 52404

*From I-380, take US 30 east and exit the first exit Bowling Street/Kirkwood Boulevard. Proceed north on Bowling Street approximately ¼ mile. Turn right into the Erbs business center driveway. The examination center is in the southern annex, to the right.*

Additionally, PSI has examination centers in many other regions across the United States. You may take the written examination at any of these locations by following the instructions on the Exam Accommodations Request Form found at the end of this bulletin.

## REPORTING TO THE EXAMINATION CENTER

On the day of your scheduled examination, you should arrive at least 30 minutes before your appointment. This extra time is for sign-in and identification and familiarizing you with the test process. **If you arrive late, you may not be admitted to the examination center and you will forfeit your registration fee.**

### REQUIRED IDENTIFICATION

**You must provide 1 form of identification.** The identification must match the name you scheduled with.

NOTE: ID must contain candidate's signature, photo, be valid and unexpired.

- State issued driver's license
- State issued identification card
- US Government Issued Passport
- US Government Issued Military Identification Card
- US Government Issued Alien Registration Card
- Canadian Government Issued ID

One of the following items is to be shown at the examination center on the test day and is to be retained and submitted with the application for licensure. There are no exceptions, all candidates testing must comply with one of the following.

1. Your Pre-license Education Completion Certificate(s) for Iowa Real Estate (60 hours for Salesperson examination; 60 hours for Broker examination); *or*
2. If you have been granted a waiver of pre-license education, a letter of authorization from the Commission; *or*
3. If you plan to apply for license under 193E–5.3 (543B) or on the basis of experience from a previous license period, a letter of authorization from the Commission. If you cannot provide a letter of authorization from the Commission at the examination center, you will not be allowed to take the examination.

**Failure to provide appropriate identification at the time of the examination without notifying PSI is considered a missed appointment and you will not be able to take the examination at this time.**



## SECURITY PROCEDURES

The following examination protocols apply during any examination. PSI may pause or terminate an examination at any time. Failure to follow the examination protocol, may result in the disqualification of examination results, prohibition from taking future examinations, and may lead to legal action.

You will be given a piece of scratch paper and a pencil. You will return the scratch paper and pencil during check-out.

### Prohibited Items:

- Reference materials of any kind.
- Electronic devices of any type, including but not limited to; cellular phones, cameras, computers of any type (e.g., laptops, tablets, iPads), earbuds, electronic games, electronic watches, handheld calculators, headsets, mobile devices, music players (e.g., iPods), pagers, radios, recording devices (audio or video), smart watches, televisions, etc.).
- Hats or headgear not worn for religious reasons or as religious apparel, including hats, baseball caps, or visors.
- Bulky or loose clothing or coats including but not limited to, open sweaters, cardigans, shawls, scarves, vests, jackets and coats.
  - In the event you are asked to remove bulky or loose outerwear, appropriate attire, such as a shirt or blouse should be worn underneath.
- Other personal items, including but not limited to; backpacks, briefcases, chewing gum, drinks, food, good luck items, notebooks, paper or other materials on which to write, pens, pencils or other writing devices, purses, reading material, smoking or chewing products, wallets, etc.

### Prohibited Behavior:

- Giving or receiving assistance on an examination.
- Copying or communicating examination content.
- Using outside references or resources during an exam, examples:
  - Browsing other local resources.
  - Browsing the internet.
  - Attempting to use a computer or computer program not provided or approved by PSI.
  - Attempting to use a telephone or mobile device.
  - Using notepad on the computer.
  - Using an application on the computer not provided by PSI.
- Engaging in disruptive behavior during check-in or during an exam, examples:
  - Acting in an inappropriate manner.
  - Using abusive language.
  - Speaking aloud.
  - Causing noise unrelated to keyboard typing.
- Engaging in prohibited behavior during check-in or during an exam, examples:
  - Reading questions out loud.
  - Leaving the room without proctor approval.
  - Using instant messaging, or other electronic communication.
  - Capturing a picture or video of exam items.
  - Attempting to use telephone or mobile device.
  - Obstructing the proctor's view (camera or in person).
  - Having inappropriate materials on desktop (explicit).
  - Changing spaces during the exam without proctor approval.
  - Not focusing eyes on the screen.

During the check in process, all candidates will be asked if they possess any prohibited items. Candidates may also be asked to empty their pockets and turn them out for the proctor to ensure they are empty. The proctor may also ask candidates to lift up the ends of their sleeves and the bottoms of their pant legs to ensure that notes or recording devices are not being hidden there.

Proctors will also carefully inspect eyeglass frames, tie tacks, or any other apparel that could be used to harbor a recording device. Proctors will ask to inspect any such items in candidates' pockets.

No prohibited items are allowed within the candidate's reach or line of sight. If prohibited items are found during check-in, candidates shall put them in the provided secure storage or return these items to their vehicle for test center exams. PSI will not be responsible for the security of any personal belongings or prohibited items.

- Any candidate seen giving or receiving assistance on an examination, found with prohibited items, or displaying prohibited behavior or violating any security regulations will have his or her examination terminated, and be asked to surrender all examination materials. All such instances will be reported to the examination sponsor.

Additional protocols for testing at a testing center, include but not limited to:

- Person(s) accompanying an examination candidate may not wait in the examination center, inside the building or on the building's property. This applies to guests of any nature, including drivers, children, friends, family, colleagues, or instructors.

- Once candidates have been seated and the examination begins, they may leave the examination room only to use the restroom, and only after obtaining permission from the proctor. Candidates will not receive extra time to complete the examination.

Additional protocols for remote online proctored exams, include but not limited to:

- Temporarily moving out of the camera's line of sight.
- Candidates are not allowed to have scratch paper.
- Adequate lighting for the proctor to see candidate's activity.
- Internet service must be sufficient to administer the exam, see page 12 for requirements.
- Web camera must be placed for ideal viewing by the proctor.
- Candidate may not change computers during the exam.
- Candidate may not change spaces during the exam.
- Candidate must follow proctor instructions, which may include, but are not limited to:
  - Keeping hands on the desktop.
  - Keeping eyes on the computer screen.
  - Not fidgeting during the exam.
  - Keeping hands away from face.
- Please do your best to avoid covering your mouth for the whole duration of exam. Be aware that talking/whispering/mouthing is not allowed during exam.
- Breaks are NOT allowed during remote online proctored examinations. If you believe you cannot complete your examination without a break, please do not register for remote online proctored examinations.

## TAKING THE EXAMINATION

The examination will be administered via computer. You will be using a mouse and computer keyboard.

### IDENTIFICATION SCREEN

You will be directed to a semiprivate testing station to take the examination. When you are seated at the testing station, you will be prompted to confirm your name, identification number, and the examination for which you are registered.

### TUTORIAL

Before you start your examination, an introductory tutorial is provided on the computer screen. The time you spend on this tutorial, up to 15 minutes, DOES NOT count as part of your examination time.

Sample questions are included following the tutorial so that you may practice answering questions and reviewing your answers.

### TEST QUESTION SCREEN

The "function bar" at the top of the test question screen provides mouse-click access to the features available while taking the examination.

The screenshot shows a web-based test interface. At the top, there is a navigation bar with icons for Mark, Comments, Goto, Help, and End. Below this is a status bar displaying: Question: 3 of 40, Answered: 2, Unanswered: 1, Marked: 0, View: All, and Time Left(Min): 359. The main content area contains a question: "3. What do the stars on the United States of America's flag represent?". Below the question is a text input field. Underneath the input field, it says "(Choose from the following options)". There are four radio button options: "1. Presidents", "2. Colonies", "3. States", and "4. Wars". At the bottom of the question area, there are two buttons: "<< Back" and "Next >>".

One question appears on the screen at a time. During the examination, minutes remaining will be displayed at the top of the screen and updated as you record your answers.

**IMPORTANT:** After you have entered your responses, you will later be able to return to any question(s) and change your response, provided the examination time has not run out or you have ended your examination.

**EXAMINATION REVIEW**

PSI, in cooperation with the Iowa Real Estate Commission, will be consistently evaluating the examination being administered to ensure that the examination accurately measure competency in the required knowledge areas. Your comments regarding the questions and the examination are welcomed. **This is the only review of examination materials available to applicants.**

**IMPORTANT: You may review items and make comments during the time allotted for your exam. No review is available once the exam has been completed (scored) or time has expired. Comments submitted after the examination will not be reviewed.**

**SCORE REPORTING**

In order to pass the examinations, you must achieve the minimum score on each part of the examination.

<b>Salesperson</b>	<b><u>Passing Score</u></b>
Combined (National and State) .....	84
State Portion .....	28
<b>Broker</b>	
Combined (National and State) .....	90
State Portion .....	30

Your score will be displayed on screen at the end of the examination and a score report will be emailed to you. If you fail, the emailed score report will include the diagnostic report indicating your strengths and weaknesses by examination type. If you do not receive your emailed score report, you may print it from your online account.

Examination results are confidential and will be reported only to you and the Iowa Real Estate Commission.

If you pass the examination, you will receive a real estate license application form with your score report. **You are responsible for submitting your application to the Iowa Real Estate Commission no later than the last business day of the sixth month after the qualifying examination date.**

If you do not pass, you must retake the examination before you can be licensed. Submit a new registration form and the appropriate fee to PSI and schedule an appointment to retake the examination.

**REMOTE ONLINE PROCTORED EXAMINATION**

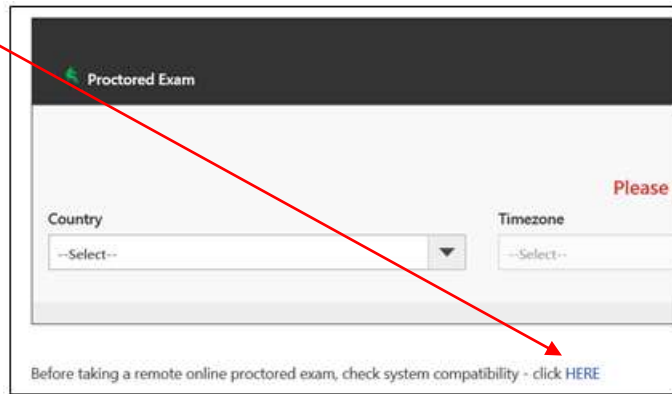
Proctors for online testing will communicate with candidates on-screen during the test and pause the exam whenever unauthorized persons or activity appear on video monitors or in audio recordings. The proctor will pause the exam whenever a candidate leaves the testing station, or an interruption occurs. The proctor may end the test if an interruption is not corrected appropriately. Immediate on-screen results will be displayed on your screen once you complete your exam AND the survey following the exam. Paper score reports will not be available upon completion of the exam for this remotely proctored location.

Before your exam begins, please be aware of the following testing rules:

- ✓ Please be reminded that earbuds, earphones, hats, caps, hood, shades or anything that can be placed on the head or face is NOT allowed.
- ✓ Food, Drinks, or Breaks are not allowed. All personal items must be removed from the work area.
- ✓ Candidates are not allowed to have a piece of scratch paper and a pencil.
- ✓ You are not allowed to leave the station during the exam.
- ✓ Please do your best to avoid covering your mouth for the whole duration of exam. Be aware that talking/whispering/mouthing is not allowed during exam.
- ✓ You must keep both of your hands on or above the desktop during the exam.
- ✓ Also note that under no circumstances are you allowed to take a screenshot or photo of the exam or the exam results at any time during or after the session.

Violating any of these rules will result in a warning and may result in exam termination and loss of exam fee.

**BE SURE TO CHECK THE COMPATIBILITY OF YOUR COMPUTER** to include Audio/Video Check, Webcam Check and System Check. Prior to scheduling, click here. You must use Google Chrome Browser.



Please note that if your computer performs any system update (i.e. software, server, firewall, webcam, etc.) from the time you schedule your exam to when you attempt to launch your exam, you may experience issues with your compatibility. It is best to conduct another compatibility check on the machine that you will be taking your exam at least 24 hours prior to your scheduled exam. You may also check your compatibility before or after registering for your exam by [clicking here](#).

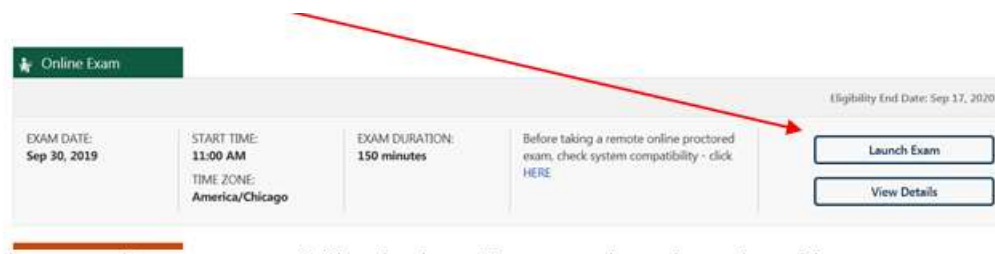
REQUIREMENTS	STATUS	YOUR SYSTEM
Webcam	✓	Integrated Camera (04f2:b5ab)
Microphone	✓	Default - Microphone Array (Realtek High Definition Audio)
PSI Communication Protocol	✓	Connected
Testing System Access	✓	Allowed
PSI System Storage	✓	Allowed
PSI Video Streaming	✓	Allowed

**System Check**

REQUIREMENTS	STATUS	YOUR SYSTEM
Browser and Version - Chrome 50.0 and above.	✓	Chrome 75.0
Platform - Windows 7, Windows 8, Windows 8.1, Windows 10 or later and Mac OS X 10.10 or later	✓	Windows 10
Javascript - Enabled.	✓	Enabled.
Cookies - Enabled.	✓	Enabled
Upload and Download Minimum Bandwidth - At least 250 kbps.	✓	1448262

## LAUNCHING THE EXAMINATION

You can launch the examination up to 30 minutes before the scheduled start time.



If you have any questions regarding your compatibility check, or if you experience issues launching your exam, you may contact our remote proctoring technical support at (844) 267-1017. You may also initiate a chat after you close the Secure Browser Software by [clicking here](#).

## LICENSE APPLICATION INSTRUCTIONS

The license process cannot begin until you have passed the examination and received a passing score report. You will receive instructions on how to submit an application through the Iowa Professional Licensing Bureau's online licensing portal, "My Iowa PLB." Questions regarding the license application process should be directed to the Commission (telephone: (515) 725-9022,

E-Mail: realestatecommission@iowa.gov). Do not contact PSI. In addition to the requirements that follow, each applicant must be able to establish his/her honesty, trustworthiness, competency, and good reputation beyond a doubt to the satisfaction of the Commission to be licensed as a Salesperson or Broker.

Iowa Real Estate Commission  
200 E Grand, Ste 350  
Des Moines, IA 50309

### **SALESPERSON CANDIDATES**

Filing deadlines are ABSOLUTE. You **MUST** apply for your real estate salesperson's license **no later than the last business day of the sixth month** following the qualifying examination test date.

You may NOT file an original application as "inactive." You will need a sponsoring broker to sign the Broker Certification section of your application for license, verifying that you are associated either with or engaged by that broker. You **MUST** have a broker sign to get your original license.

You will need to submit a certificate of completion of the required 60-hour pre-license course with the application. (Not applicable to persons applying under the Rule 193E-5.3 (543B) or by reciprocity.)

If you have any questions concerning the acceptability of your hours, please contact the Real Estate Commission **prior to filing your application for the examination** – your class work must be completed **prior to taking the examination**.

#### **You will need to attach to your license application the following items:**

1. A license fee of \$125.
2. A pass notice from the examination service.
3. Proof of completion of the 60-hour pre-license course prior to taking the examination and obtaining a license. This must be in the form of a completion certificate(s).
4. Proof of E&O Insurance.
5. An applicant applying for an original salesperson license must provide evidence of successful completion of the following courses: 12 hours of Developing Professionalism and Ethical Practices, 12 hours of Buying Practices and 12 hours of Listing Practices. This education is in addition to the 60-hour salesperson prelicense course. The applicant must complete all the required education during the 12 months prior to the date of application.

#### **In completing your application:**

1. You must complete the "Nonresident Consent" section of the application if you reside outside of Iowa.
2. You must provide the notarized signature of your employing broker on your license application form.
3. You must have your signature notarized on the license application form.

### **BROKER CANDIDATES**

Filing deadlines are ABSOLUTE. After you have passed the examination, you **MUST** apply for your real estate broker's license **no later than the last business day of the sixth month** following the qualifying examination test date.

#### **You will need to attach to your license application the following items:**

1. A license fee of \$170.
2. A pass notice from the examination service.
3. Proof of completing 60 hours of education within 24 months prior to taking the examination.
4. Your Iowa salesperson license, or an explanation, if your license has been held inactive or if you do not have an Iowa salesperson license.
5. Proof of E&O Insurance.

#### **In completing your application:**

1. You must complete the "Nonresident Consent" section of the application if you reside outside of Iowa.
2. You must have your signature notarized on the license application form.
3. If your application is for a proprietor, partner or officer and you intend to accept earnest monies you must submit a "Consent to Examine and Audit Trust Account" form. If not, you must submit a "Trust Account Status Affidavit." These forms can be obtained from the Real Estate Commission or at <https://plb.iowa.gov/board/real-estate-sales-brokers>.



To place an order for one or more of the following items listed, you may:

- Order online at [www.pSIONlinestore.com](http://www.pSIONlinestore.com)
- Call the PSI Online store toll-free at (866) 589-3088

**Note:** prices are available online at [www.pSIONlinestore.com](http://www.pSIONlinestore.com)

<input type="checkbox"/>	Modern Real Estate Practice
<input type="checkbox"/>	Real Estate Fundamentals
<input type="checkbox"/>	The Language of Real Estate
<input type="checkbox"/>	Real Estate Principles
<input type="checkbox"/>	Real Estate Principles & Practices

*Please note: Inventory and pricing subject to change without notice.*



All examination centers are equipped to provide access in accordance with the Americans with Disabilities Act (ADA) of 1990.

Applicants with disabilities or those who would otherwise have difficulty taking the examination should request for alternative arrangements by [Clicking Here](#).

**Requirements for exam accommodation requests:**

You are required to submit documentation from the medical authority or learning institution that rendered a diagnosis. Verification must be uploaded to PSI on the letterhead stationery of the authority or specialist and include the following:

- Description of the disability and limitations related to testing
- Recommended accommodation/modification
- Name, title and telephone number of the medical authority or specialist
- Original signature of the medical authority or specialist

**MAKE SURE YOU ARE REGISTERED FOR THE EXAMINATION BEFORE  
REQUESTING EXAMINATION ACCOMMODATIONS**

PSI Services LLC  
3210 E Tropicana  
Las Vegas, NV 89121